

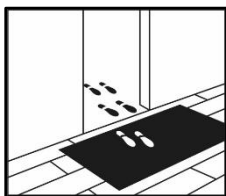
# Cleaning and maintenance

## wineo 1000, 1200, 1500, 1500 sea and 1500 acoustic

**wineo**  
THAT'S FLOORING

**wineo 1000, 1200, 1500, 1500 sea and 1500 acoustic** are factory finished with a hard-wearing PU top layer and have very good resistance to surface disinfectants and transparent skin disinfectants. The PU top layer requires little care and reduces maintenance costs in the long term. There is no need for initial care or coating of the surface with polymer dispersions or the use of maintenance products! The instructions and regulations of the cleaning agent manufacturers must be observed.

### Preventive measures:



Sufficiently dimensioned textile clean zones of at least 4 to 6 running meters can reduce the dirt ingress in the object by up to 80% and thus significantly influence the utility value of the covering and the cleaning costs.

### Final construction cleaning:



After removing loose dirt, adhering dirt is removed manually or mechanically. Scrubber-driers or single-disc machines with red pads (3M Pad) or soft brushes can be used for mechanical dirt removal. The cleaning solution is prepared according to the detergent manufacturer's instructions. It is essential to observe the dosage instructions. In the case of 2-step manual cleaning, the dirt is loosened and partially absorbed during the 1st cleaning process and completely absorbed during the 2nd cleaning process with a clean wiping cover.

There is no need for initial maintenance or coating after installation of the floor covering.

### Maintenance cleaning 1-stage:



**wineo 1000, 1200, 1500, 1500 sea and 1500 acoustic** are cleaned as needed, daily or at longer intervals. Loose dirt can be removed by sweeping, vacuuming or damp mopping. Suitable microfiber mop covers or damp-impregnated fleece cloths are suitable for damp wiping.

# Cleaning and maintenance wineo 1000, 1200, 1500, 1500 sea and 1500 acoustic

**wineo**  
THAT'S FLOORING

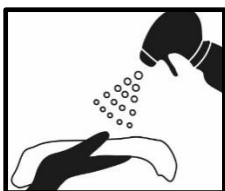
## Maintenance cleaning 2-stage:



In the case of heavy soiling with adhering impurities, a cleaning agent is added to the cleaning water (follow the dosage instructions) and the floor is freed from the soiling in a two-stage wiping process. In this process, the dirt is loosened and partially absorbed during the 1st wiping process and completely absorbed during the 2nd wiping process with a clean mop cover.


Alternatively, a suitable automatic scrubber-dryer with red cleaning pad or soft scrubbing brush can be used. Suitable disinfectants can be used for partial or full surface disinfection. If necessary, the products to be used and the method of implementation must be agreed with the hygiene officer responsible for the facility.

## Stain removal:



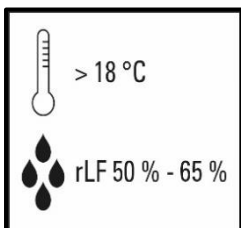
All stain-forming and aggressive substances must be removed immediately from **wineo 1000, 1200, 1500, 1500 sea and 1500 acoustic**. When treating stains with cleaning agents or stain removers, a material compatibility test must first be carried out on an inconspicuous area or on an unglued flooring sample. The instructions and regulations of the cleaning agent manufacturer must be observed.

## Cleaning clean zone:



Textile clean zones must be cleaned of dirt with a suitable brush vacuum cleaner on every day of use.

## Indoor climate:



Please ensure a healthy room climate for you and your wineo organic floor. For an optimal living climate, the room temperature should not fall below at least 18°C and the relative humidity should be between 50 and 65% at all times of the year. **wineo 1000, 1200, 1500, 1500 sea and 1500 acoustic** are mainly made of natural raw materials and can therefore react to serious fluctuations in the room climate with changes in size and shape.

# Cleaning and maintenance

## wineo 1000, 1200, 1500, 1500 sea and 1500 acoustic



### General notes:

After installation, the floor covering must be protected from damage by suitable protective covers in areas that will be heavily frequented during the construction phase. It must be ensured that the protective covers are color-stable and do not lead to discoloration of the floor covering even in conjunction with moisture. Moisture pockets under protective covers must be avoided at all costs.

Accumulated moisture under furnishings must be avoided at all costs.

Chair, table and furniture feet must be protected with suitable protective glides or underlays. In educational institutions, we recommend the use of protective glides from VS-Möbelwerke [www.vs-moebel.de](http://www.vs-moebel.de). As a preventive measure, light-colored, migration-free furniture glides should be used wherever possible. Only use suitable chair and furniture castors in accordance with DIN EN 12529 (type "W" - soft). Chair castors and chair and furniture glides must be maintained regularly. The contact surfaces of chair and furniture glides must be flat and rounded at the edges.

Metal chair and furniture glides can corrode and stain when exposed to moisture. Flowerpots/ tubs made of terracotta or clay can cause discoloration on resilient floor coverings. Please use suitable coasters for this purpose.

The compatibility of adhesive tapes on resilient floor coverings must be confirmed in advance by the respective adhesive tape manufacturer or requested from the user of the floor covering.

Coloured rubber, rubber or plastic glides and rollers as well as dark car, bicycle or transport equipment tyres and other coloured materials can cause discoloration on resilient floor coverings. Please use light-colored non-migration furniture glides, casters or tyres whenever possible. As a rule, contact with coloured chemicals and other coloured substances should be avoided, or in the event of contact, these should be removed from the floor covering surface as soon as possible.

High point loads with a small contact area, this also applies to stiletto heels or high heels, for example, can cause irreversible indentations or damage to resilient floor coverings. If necessary, use suitable and sufficiently dimensioned underlays under heavy furniture or furnishings to distribute the load.

The slip resistance and slip resistance of floor coverings is significantly influenced by the amount of dirt, the cleaning frequency and the cleaning/care products used. Please use only coordinated cleaning/care products from one manufacturer. Scouring powders, sanitary cleaners, acids or strong solvents can damage the surface of the flooring or furnishings.

All wineo floor coverings have a very high light fastness. This is tested and documented by independent institutes in accordance with international standard specifications. Nevertheless, in areas with strong UV light incidence, fading or colour changes cannot be ruled out in the long term. Fading and colour changes can be prevented or minimized by providing sufficiently dimensioned shading.

Dyed wood and skin disinfectants as well as hair dye or e.g. bleaching agents containing peroxide can cause irreversible discoloration. If there is uncertainty about the use of chemical, colouring substances or foodstuffs, a resistance test should first be carried out.

There should first be a resistance test on an inconspicuous area of the covering or on a sample piece of floor covering. In case of doubt, please contact our Service Hotline.

With the publication of these cleaning and care instructions (as of 09/2021), all previous versions lose their validity.